

1

2

3

4

5

6

7

8

9

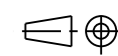
10

11

12

DRAWING NO.  
00960-24-T01

FIRST ANGLE



A

B

C

D

E

F

G

A

B

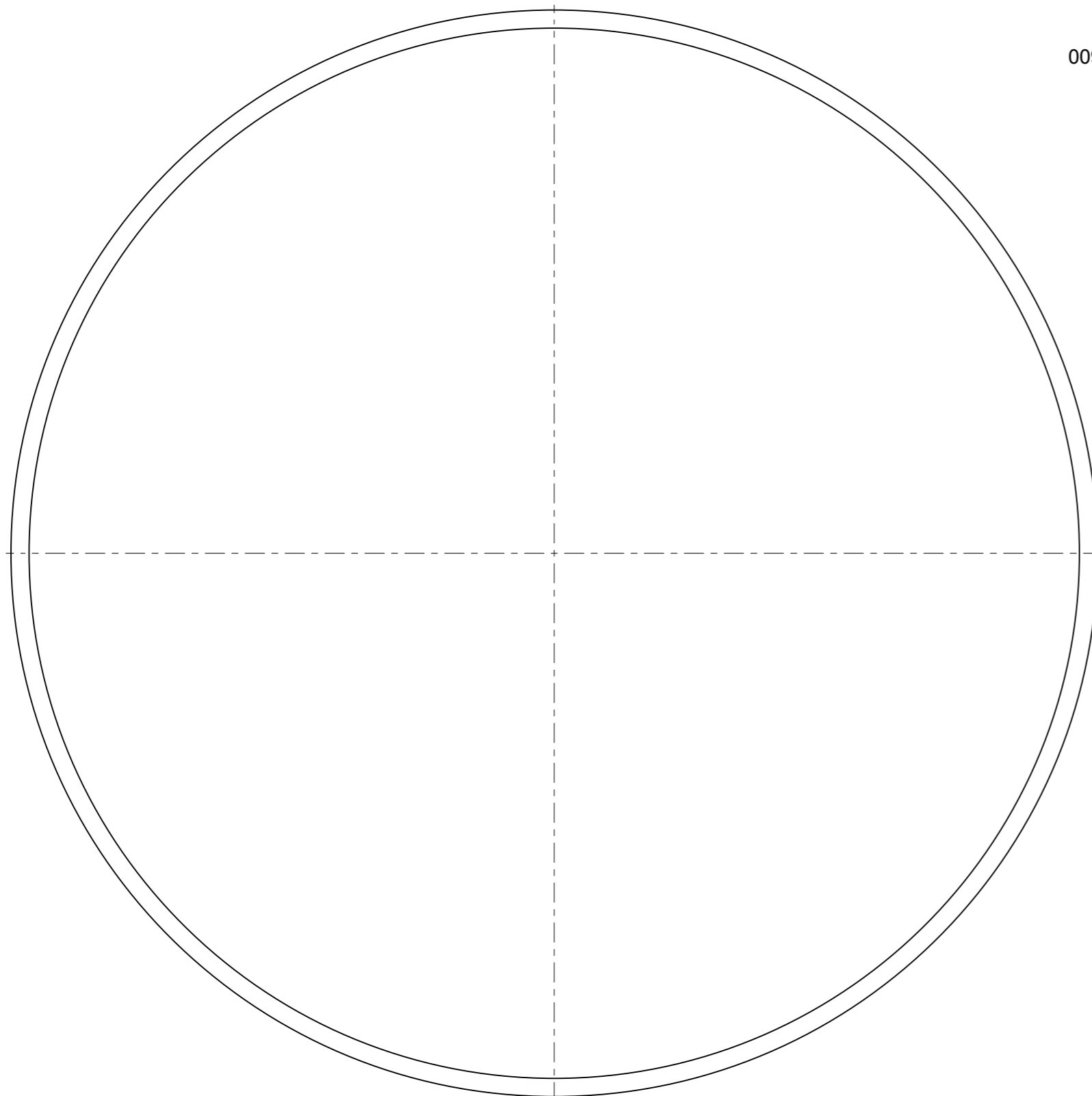
C

D

E

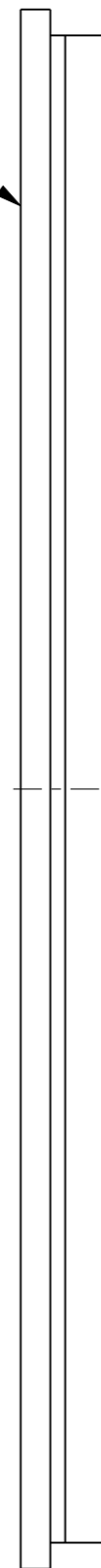
F

G



00960-24-300

00960-24-301



USE A SUITABLE BONDING COMPOUND  
TO ADHERE THE TARGET TO THE BACKING PLATE

ISSUE	BY	MODIFICATION	DATE	GRID REF.

SURFACE FINISH  
UNLESS OTHERWISE STATED  $\nabla$  3.2

COPYRIGHT: This drawing is copyright & the property of Gencoa Ltd. It must not be copied, used for manufacture or otherwise disclosed without prior written consent of the company.  
©Gencoa Ltd 1995

**GENCOA LTD**

Ventura House  
Physics Road  
Liverpool L24 9HP UK  
Tel 0151 486 4466  
Fax 0151 486 4488  
www.gencoa.com

REFERENCE DRAWING

CHECKED BY

SCALE	A3	1:1
DRAWN	PML	
DATE	16/02/2007	
MATERIAL	Various	
FINISH		

TITLE  
**BONDED TARGET ASSY**

TOLERANCES EXCEPT WHERE STATED OTHERWISE

GENERAL  
 $\pm$  0.20 mm  
ANGLES  
 $\pm$  0 ° 30'

DRAWING NO.  
00960-24-T01

ISSUE  
**A**

Sheet  
1 of 1

1

2

3

4

5

6

7

8

9

10

11

12